

Cymilium + Agrimony + vitamin E + hydrogen peroxide

For about 6 months, I have had a little sore under my right eye and it didn't want to heal. It scabbed over, the scab fell off after one to three weeks, and below it was a fresh pink skin area, slightly bigger than before.



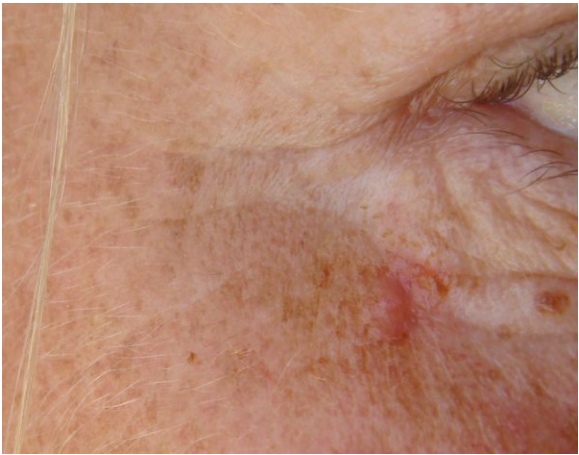
I've tried Manuka Honey (UMF 15+) on it, not much results. I've tried organic coconut oil, but it was soaking through my skin into the eye and it got my vision blurry -- not good for a tennis player playing tennis. I read about hash oil and how great it is to cure skin cancer ("Run from cure" and "Cured: a Cannabis Story" on YouTube: <http://www.youtube.com/watch?v=0tghUh4ubbg>). I couldn't get my hands on hash oil. I got some milder version, called Bob's Healing Hand Cream, containing coconut oil, mango butter, canna, emu oil, vitamin E, avocado oil, witch hazel, evening primrose... all the good things. After applying it a few times, I was seeing a mild reaction, redness, etc, which was good, but the oil was getting into my eye again, and I couldn't see the tennis ball. Meanwhile, I was searching the internet and found Dan's [TopicalInfo.org website](http://www.topicalinfo.org) and [forum](http://www.topicalinfo.org/forum). It is absolutely amazing and full of great information.

After reading in the forums for about 2-3 weeks and educating myself, I have decided to purchase [Cymilium](http://www.cymilium.com) and start my healing process when it arrives. It took a few weeks. Meanwhile, I was reading on TopicalInfo websites daily. Without knowing what to expect, this process would be pretty scary, as the lesion gets worse every day in the beginning. Reading what should be happening and what the different stages mean, I feel confident about positive results, and have decided to take pictures daily with a couple of notes about the progress. Maybe my little journal will make somebody's journey a little bit easier.

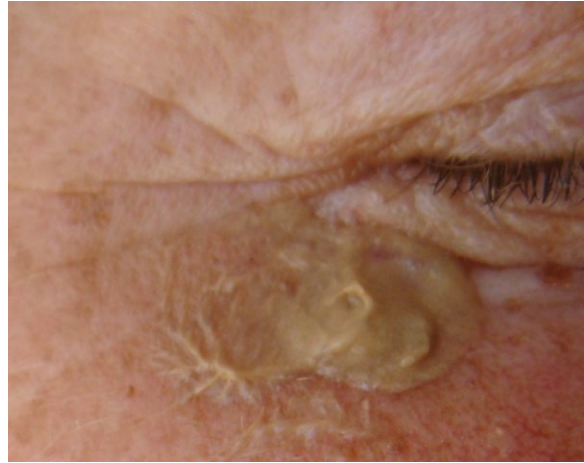
Day 1 - Cymilium 3x/day

Saturday, April 15, 2011

First application of Cymilium (1/3 of the pack) in the morning: it was burning so badly, that my eyes started to tear. It burned for long time and the tears were mixing with Cymilium. Second dose was after lunch, it was burning tons, and 30 minutes later the lesion started to ooze. In the evening, I put the third dose and it all went in the skin before I went to bed - it was just a dry, brown mess left.



Lesion in the morning

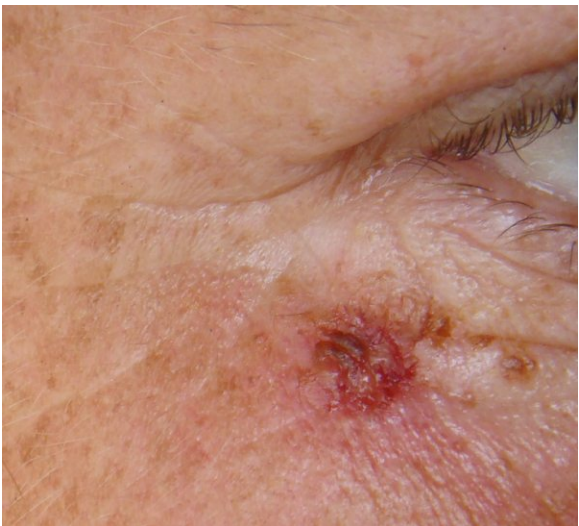


Cymilium applied

Day 2 - Cymilium 3x/day

Sunday, April 27, 2011

In the morning, it was not looking very pretty, big, red, bleeding and a definitive inflammatory process. I applied 1/3 of the pack three times and every application was burning a lot; the lesion was oozing after each application. When the Cymilium dried, it was hard to clean it, it got a bit stuck. In the evening, it was swollen all around the lesion.



Lesion in the morning

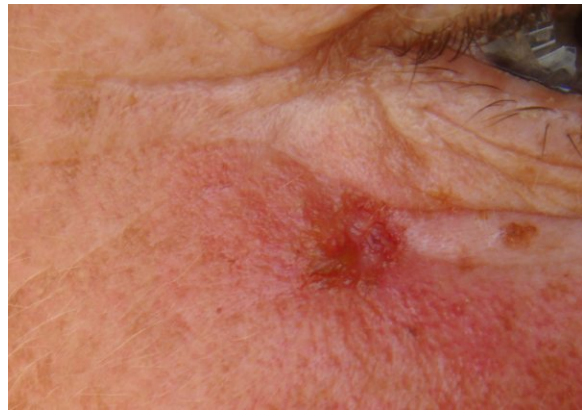
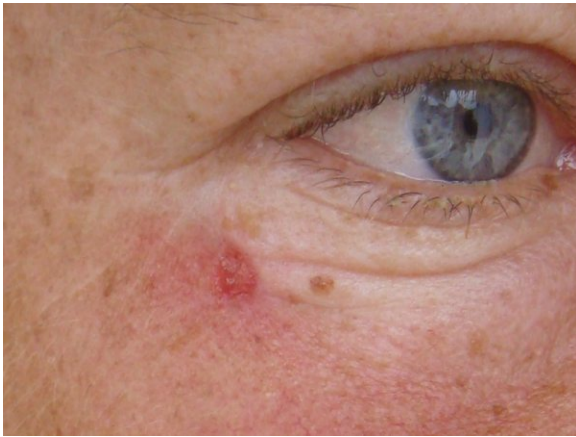


Microscopic detail (eeeew)

Day 3 - Cymilium 3x/day

Monday, April 18, 2011

I left a band-aid overnight and it was all oozy and wet under the band-aid. I cleaned it with the hydrogen peroxide; it is red, burning on its own - serious inflammatory process going on. So I left it open for the morning so it would get fresh air. It was oozing a lot. The entire eye is swollen; I can see it when I look down. There seems to be some “structure” building in the sore/lesion. Every application is burning a lot, and the skin all around hurts, even on a touch or if I try to stretch it. During the third daily application, it burned much less. Some sting, but not such a serious burning... It was somewhat pleasant! I didn't put anything on the lesion over night, to let it breathe.



Day 4 - Cymilium 3x/day

Tuesday, April 19, 2011

The lesion and the entire cheek looks swollen and inflamed since I woke up. I put Cymilium 3x per day and cleaned it with hydrogen peroxide between. When I was putting coconut oil on my face, it hurts around the lesion. The lesion oozes a lot after each Cymilium application. It hurts on its own.



Swollen cheek, inflamed lesion in the am



Cymilium applied at night, lesion oozing

Day 5 - Cymilium 2x/day

Wednesday, April 20, 2011

Rough day. The sore was big and hurting, so I didn't apply Cymilium in the morning, just cleaned it and let it breathe. It was burning, big and swollen. Actually, the entire cheek was swollen. The first dose of Cymilium was at 3 PM, and it was oozing and bleeding. After cleaning, it is bright red and hurting. The skin around seems almost burned, pink... I put just a little dose of Cymilium over night. It doesn't look pretty but it says that it will take 2 to 8 weeks to clean the lesion, so I have to be patient. I applied only 2 times today instead of the prescribed 3 times.

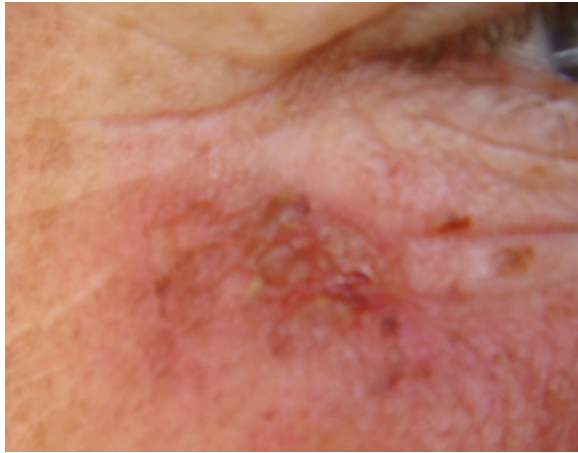


Day 6 - Cymilium 2x/day

Thursday, April 21, 2011

According to Cymilium website, I should apply it just twice a day from today. I actually did just two yesterday because it was so sensitive. The lesion is big; it spread out even further

towards the outer eye, so maybe there was some unhealthy cells there as well. Today, I applied Cymilium 3 times because I did just two yesterday. It was oozing and bleeding after each application. It is still red and not pretty but the “crater” itself looks like something is filling inside, so maybe there is something going on there?



Morning



Evening

Day 7 - Cymilium 2x/day

Friday, April 22, 2011

I didn't put Cymilium over night, so the lesion could breathe a bit. I was sweating a lot at night. My tennis friends say the lesion is improving, but I am not sure -- it is still very inflamed, red, and the skin around it is sensitive on touch. The first half of the day, I let it breathe, nothing on it, no Cymilium until afternoon. Now, there is a reaction on the skin toward the edge of the eye, where there was nothing visible before. Forgot to take pictures today.

Day 8 - Cymilium 2x/day + vitamin E + hydrogen peroxide

Saturday, April 23, 2011

I didn't apply Cymilium in the morning, just a coconut oil and band-aid over it. At 11 am, I put hydrogen peroxide, it bubbled a lot, and then I put vitamin E on it before tennis. It was somewhat sticky. Later after tennis I put 1/2 pack of Cymilium, it was stinging a bit, but definitely not burning badly. Maybe 10-15 seconds and then it was pleasant. I put another dose of Cymilium in the evening and left it on until bedtime. Before bed, I cleaned it with hydrogen peroxide, let it bubble and put vitamin E over night. Today was the first day when Cymilium was not burning badly.



Morning



Evening after hydrogen peroxide

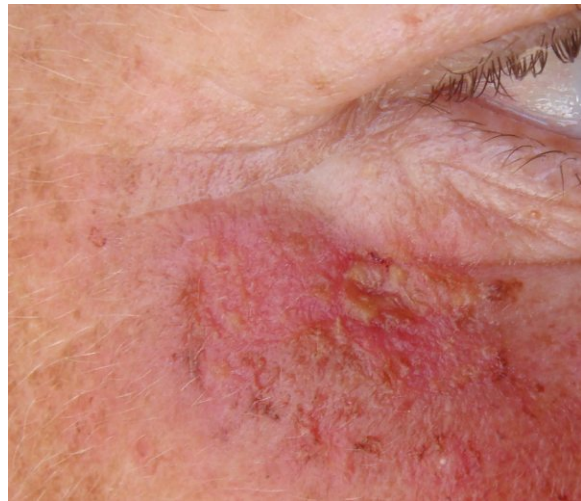
Day 9 - Cymilium 2x/day + vitamin E + hydrogen peroxide

Sunday, April 24, 2011

My eye in the morning was a bit swollen. The lesion didn't look pretty at all. Cymilium twice a day, and in between I put vitamin E on it (400 mg soft gel from Costco). It is less inflamed, the skin is slowly healing now, but the crater is still deep and oozing and even bleeding a bit. There was something white in the crater. Cymilium stings a bit, somewhat pleasantly.



Morning



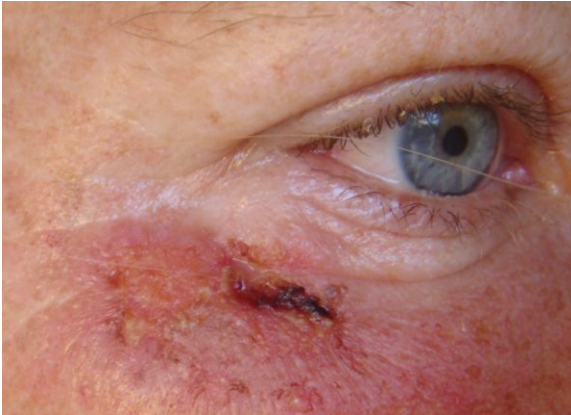
Evening

Day 10 - Cymilium 2x/day + Aloe Vera + hydrogen peroxide

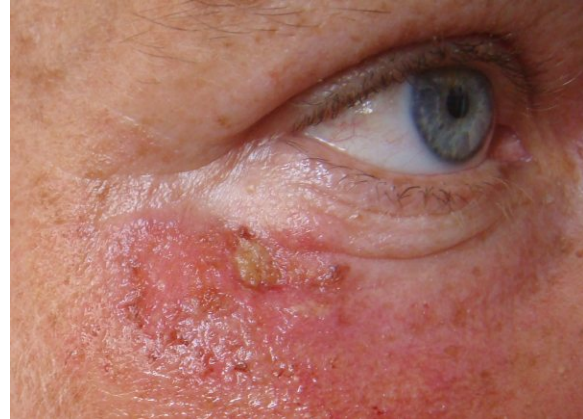
Monday, April 25, 2011

The upper lid and inside of the eye were swollen upon awakening. I had vitamin E overnight, so maybe it got in my eye? It was probably bleeding a bit because it was dry blood. There was

a new little “bump” in the wrinkle, where it was slightly red back in time when I was using emu/canna oil. I put coconut oil on it before tennis and it was not a good idea, because it soaked “through” the skin and created a thin layer in my eye, and it was blurry and I couldn’t play well. At Whole Foods, I purchased 100% Aloe Vera oil to soothe the skin around, because it was sensitive. I also bought vitamin E oil so I don’t need to pop the soft gel pills. I put Aloe Vera on it before I went to train my fitness class and no band-aid so it can breathe. Some people were noticed my sore with words that “I was getting too much sun”, it looked all burned and not pretty. More Cymilium in the evening and it is a pleasant experience now. No burning at all!



Morning - the inflammation is going down



Evening - it is obviously healing

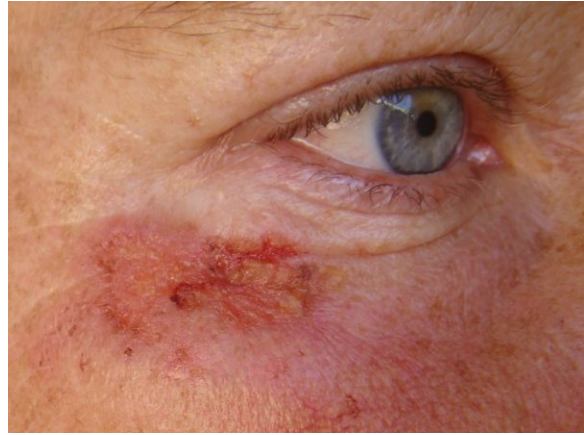
Day 11 - Cymilium 1x/day + Agrimony + hydrogen peroxide + vitamin E

Tuesday, April 26, 2011

In the morning, I just cleaned it with hydrogen peroxide and put some Aloe Vera on it to soothe it. The surrounding red spot in the wrinkle created a mini crater. After lunch, I put 1/2 pack of Cymilium and a band-aid over it, because I had to train clients. In the evening, I purchased essential sweet orange oil and Bach’s Agrimony flower essence. I applied the Agrimony on the lesion a few times in the evening -- a little sting, but not strong and not long. Put a thick layer of vitamin E on the lesion over night.



Morning



Evening

Day 12 - Cymilium 1x/day + Agrimony + hydrogen peroxide

Wednesday, April 27, 2011

The lesion was oozing/bleeding at night a bit, some dried blood around. The burned adjacent area is healing and is less sensitive, doesn't hurt on touch. I cleaned it with hydrogen peroxide and put 1/2 pack of Cymilium at 7 am. It doesn't burn that much anymore. A few second of sting and that is it. Before, it burned so much that my eye was tearing. Does it mean that the Cymilium doesn't work anymore, or that the bad cells are getting killed? One hour later, I put band-aid over it because I had to be in public. At noon, I cleaned up with hydrogen peroxide again. Today, for the first time, I see two white pearls building inside the crater. Yeaay! Just as people were describing in the TopicalInfo Forums -- it should be the bad cells pushing out... I applied Agrimony on it several times for the rest of the day, after cleaning it with the hydrogen peroxide first.



Morning



The two white pearls inside the crater



Microscopic view of the two white pearls

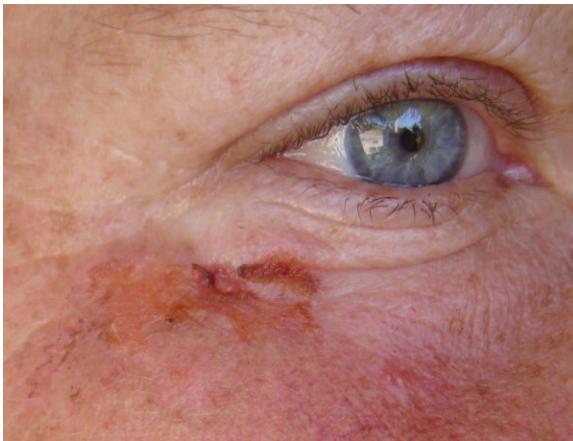


Evening - it is healing nicely!

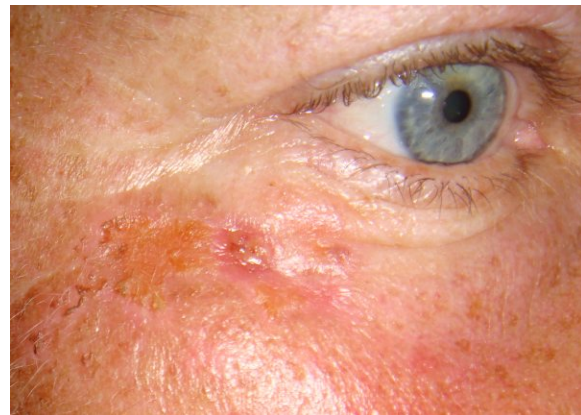
Day 13 - Cymilium 2x/day + Agrimony + hydrogen peroxide

Thursday, April 28, 2011

It looked pretty nice in the morning, much less redness and the adjacent skin is healing well. I cleaned it with hydrogen peroxide and put Agrimony on it before I went to play tennis at 8 am. I put Agrimony a few more times before applying 1/2 pack of Cymilium at noon. It is not burning at all! It feels actually very nice and soothing. I put a band-aid over it 2 hours later, because I went to train clients. In the afternoon, I cleaned it with hydrogen peroxide, let it bubble, put Agrimony on it a few times and reapplied another 1/2 pack of Cymilium until bedtime. Before sleep, I put vitamin E on it (and for whatever reason, it was bleeding a bit at night). The sore feels good now and doesn't hurt much. The skin around is not sensitive anymore.



Morning



Evening (with flash)

Summary

Thus, I have finished two weeks of Cymilium... It got pretty bad, and now it is getting better again. Still waiting for the lesion to heal and close. The Cymilium for sure cleaned up some other stuff around the original lesion!